

Signify Classified - Internal
Cooper Lighting Solutions Photometric Lab
1121 Highway 74 South
Peachtree City, GA 30269



Scaled data based on original data using
LM-79-08 Approved Method: Electrical and Photometric Measurements of Solid-
State Lighting Products

Test Report Prepared for
Cooper Lighting Solutions
(formerly Eaton)

Brand: STREETWORKS

Report Number: P867555

Luminaire Tested: **MEM2-HTN-SA-40-740-U-T2U**

Issue Date: 08/21/2024



Test Information

Test Method: LM-79-08
Report Number: P867555
Test Lab: INNOVATION CENTER(G3)
Issue Date: 08/21/2024
Manufacturer: COOPER LIGHTING SOLUTIONS (FORMERLY EATON)
Product Line: STREETWORKS
Catalog Number: MEM2-HTN-SA-40-740-U-T2U
Description: EPIC MODERN TALL HOUSING DISCRETE LED ARRAYS 40W 70CRI 4000K
FIXTURE w/ TYPE II URBAN DISTRIBUTION OPTIC
Light Source: (10) 4000K CCT, 70 CRI LEDS
Ballast/Driver: ELECTRONIC DRIVER

Summary

Lumens per Lamp: N/A
Luminaire Lumens: 6304.9 lumens
Efficiency: N/A
Efficacy: 143.3 lumens/watt
Luminous Opening: Rectangular (W 0.33' x L: 0.33' x H: 0')
IES Classification: Type III - Medium
BUG Rating: B2 - U0 - G2

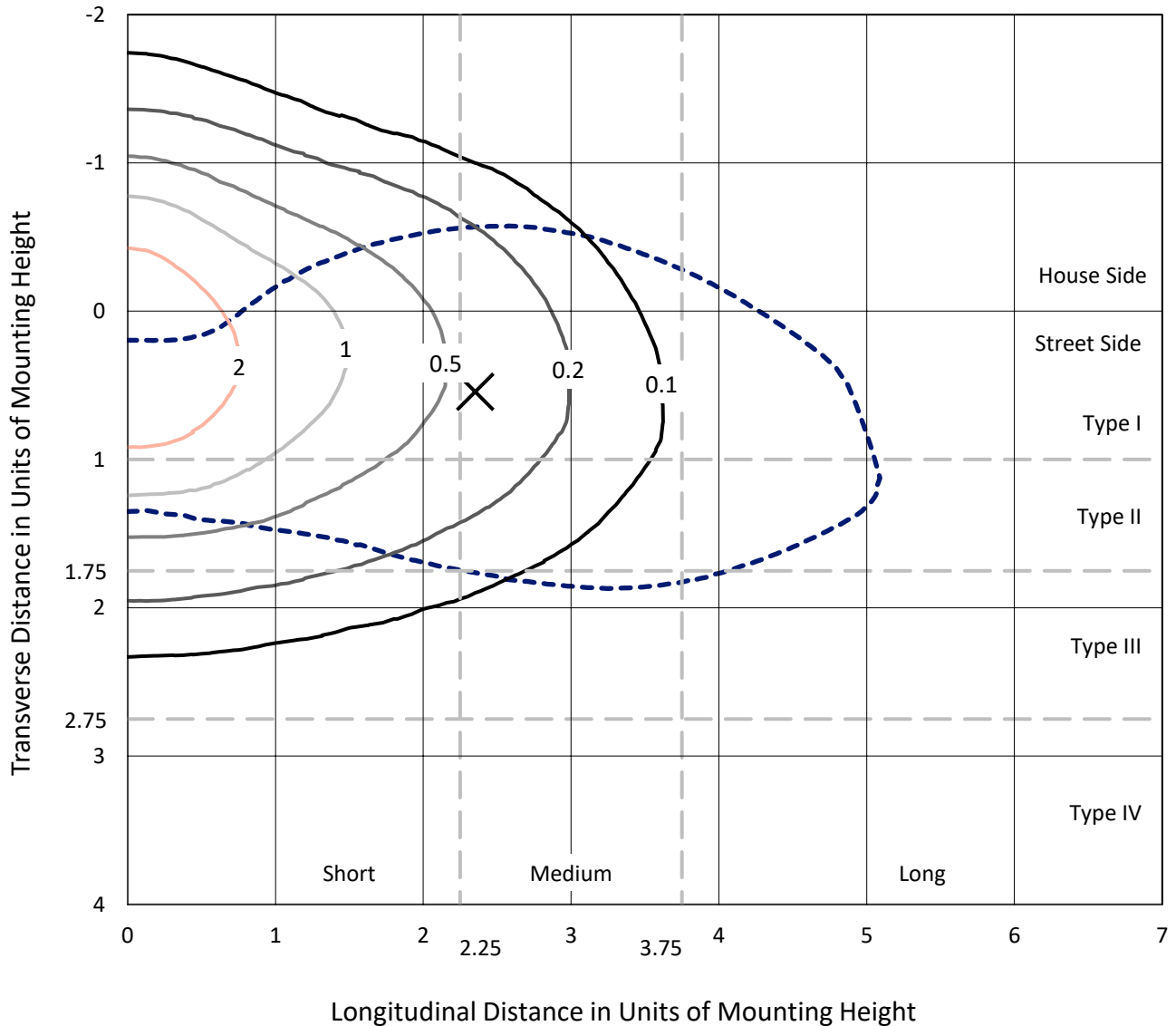
Input Watts (W): 44
Input Voltage (V): 120
Input Current (Ain): NR
Voltage Rise (V): NR
Power Factor: 0.99
Total Harmonic Distortion (THDi): 6.91%
Frequency (hertz): 60
Stabilization Time: NR
Operation Time: NR
Ambient Temperature (°C): NR
Test Distance: 24 FT



REPORT NUMBER: P867555
 CATALOG NUMBER: MEM2-HTN-SA-40-740-U-T2U

Iso-Footcandle Lines of Horizontal Illumination

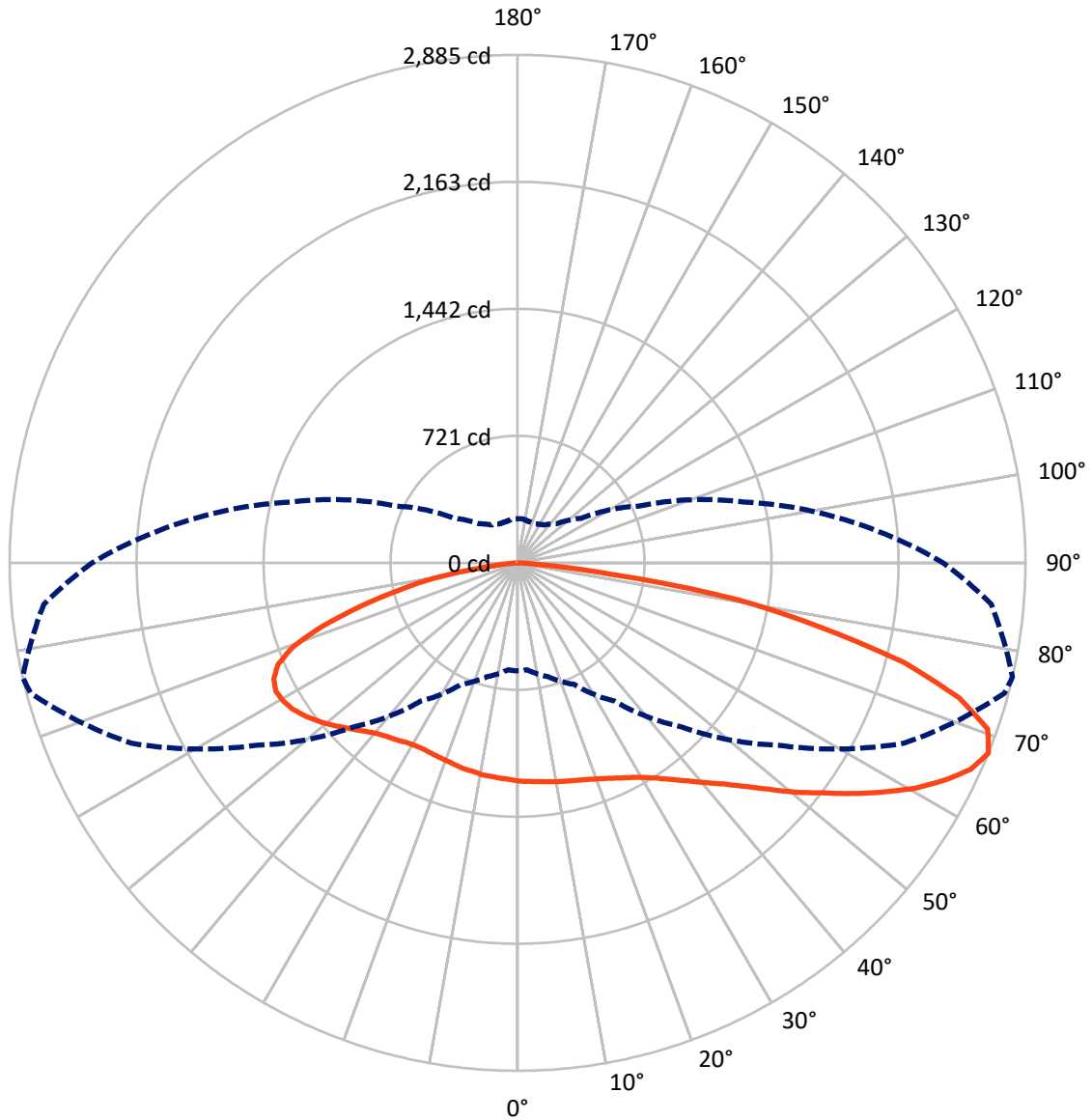
✕ Max cd
 - - - 1/2 Max cd



Based on 20 foot mounting height. Maximum calculated value = 3.4 fc
 Type III - Medium - N/A

REPORT NUMBER: P867555
CATALOG NUMBER: MEM2-HTN-SA-40-740-U-T2U

Luminous Intensity Polar Plot



— Vertical Plane Through 77-Deg Lateral - - - Horizontal Cone Through 67.5-Deg Vertical

REPORT NUMBER: P867555
 CATALOG NUMBER: MEM2-HTN-SA-40-740-U-T2U

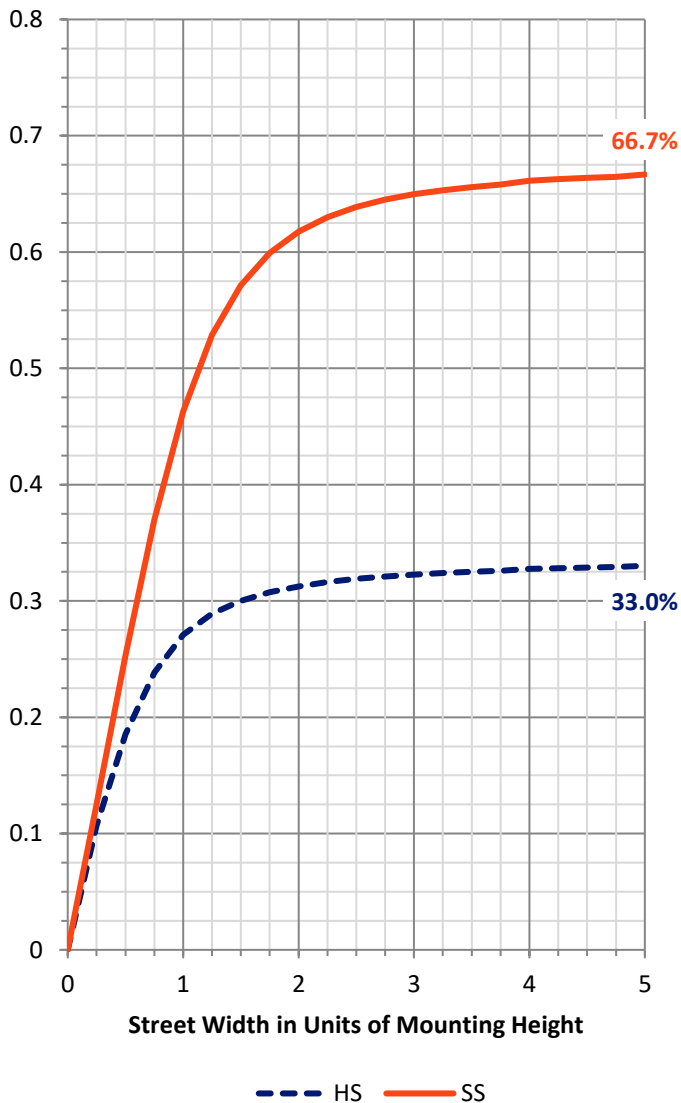
FLUX DISTRIBUTION:

		Downward	Upward	Total
House Side	Lumens	2096.6	0.0	2096.6
	% Fixture	33.3	0.0	33.3
Street Side	Lumens	4208.3	0.0	4208.3
	% Fixture	66.7	0.0	66.7
Total	Lumens	6304.9	0.0	6304.9
	% Fixture	100.0	0.0	100.0

Coefficient of Utilization

ZONAL LUMENS:

Zone	Lumens	% Fixture
0°-10°	119.1	1.9
10°-20°	361.3	5.7
20°-30°	609.2	9.7
30°-40°	864.5	13.7
40°-50°	1093.7	17.3
50°-60°	1198.1	19.0
60°-70°	1158.2	18.4
70°-80°	779.0	12.4
80°-90°	121.7	1.9
90°-100°	0.0	0.0
100°-110°	0.0	0.0
110°-120°	0.0	0.0
120°-130°	0.0	0.0
130°-140°	0.0	0.0
140°-150°	0.0	0.0
150°-160°	0.0	0.0
160°-170°	0.0	0.0
170°-180°	0.0	0.0
0°-90°	6304.9	100.0
0°-180°	6304.9	100.0

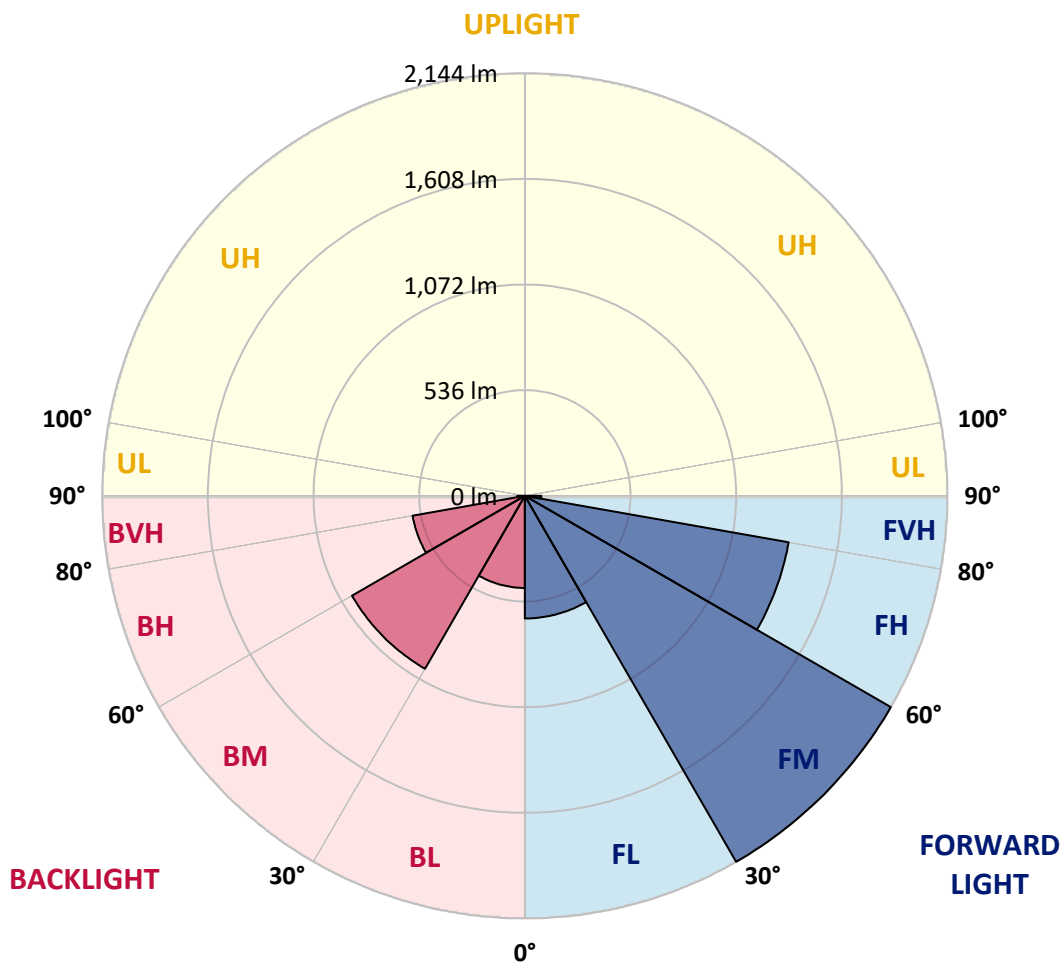


REPORT NUMBER: P867555
 CATALOG NUMBER: MEM2-HTN-SA-40-740-U-T2U

LUMINAIRE CLASSIFICATION SYSTEM LUMEN TABLE AND BUG RATING:

Zone	Lumens	% Fixture	Zone Rating/Lumen Limit		
			B	U	G
FL (0°-30°)	622.3	9.9			
FM (30°-60°)	2143.7	34.0			
FH (60°-80°)	1358.9	21.6			G1/1800
FVH (80°-90°)	83.4	1.3			G1/100
BL (0°-30°)	467.4	7.4	B1/500		
BM (30°-60°)	1012.6	16.1	B2/2500		
BH (60°-80°)	578.2	9.2	B2/1000		G2/1000
BVH (80°-90°)	38.4	0.6			G1/100
UL (90°-100°)	0.0	0.0		U0/0	
UH (100°-180°)	0.0	0.0		U0/0	

BUG Rating: B2-U0-G2
 Type III Medium





REPORT NUMBER: P867555

CATALOG NUMBER: MEM2-HTN-SA-40-740-U-T2U

CANDELA DISTRIBUTION (FULL):

	0°	5°	15°	25°	35°	45°	55°	65°	75°	77°	85°
0°	1239.6	1239.6	1239.6	1239.6	1239.6	1239.6	1239.6	1239.6	1239.6	1239.6	1239.6
2.5°	1267.0	1265.8	1259.6	1262.1	1254.6	1259.6	1252.1	1245.8	1244.6	1243.3	1244.6
5°	1307.0	1300.7	1294.5	1290.7	1284.5	1282.0	1269.5	1257.1	1249.6	1248.3	1245.8
7.5°	1353.1	1350.6	1341.9	1336.9	1319.4	1310.7	1293.2	1270.8	1259.6	1254.6	1248.3
10°	1400.5	1406.7	1395.5	1385.5	1365.6	1346.9	1316.9	1288.2	1265.8	1263.3	1249.6
12.5°	1459.1	1457.8	1450.4	1432.9	1409.2	1383.0	1346.9	1307.0	1277.0	1272.0	1252.1
15°	1511.5	1510.2	1500.2	1484.0	1452.9	1420.4	1371.8	1325.7	1288.2	1280.8	1257.1
17.5°	1560.1	1557.6	1551.4	1533.9	1495.3	1455.4	1408.0	1346.9	1302.0	1293.2	1260.8
20°	1602.5	1605.0	1597.5	1580.1	1543.9	1501.5	1441.6	1374.3	1319.4	1309.4	1272.0
22.5°	1648.7	1649.9	1646.2	1639.9	1593.8	1548.9	1484.0	1405.5	1339.4	1329.4	1284.5
25°	1697.3	1698.5	1701.0	1697.3	1644.9	1596.3	1527.7	1444.1	1366.8	1353.1	1302.0
27.5°	1753.4	1754.7	1759.6	1752.2	1696.0	1644.9	1576.3	1485.3	1395.5	1380.5	1316.9
30°	1817.0	1822.0	1818.3	1815.8	1750.9	1701.0	1625.0	1527.7	1432.9	1414.2	1343.1
32.5°	1893.1	1891.8	1884.4	1876.9	1810.8	1758.4	1679.8	1582.6	1479.0	1457.8	1385.5
35°	1948.0	1948.0	1936.7	1933.0	1871.9	1817.0	1739.7	1643.7	1531.4	1511.5	1430.4
37.5°	1981.6	1986.6	1977.9	1980.4	1921.8	1870.6	1799.6	1706.0	1588.8	1571.3	1485.3
40°	1994.1	2006.6	2014.1	2024.0	1965.4	1921.8	1863.2	1773.4	1662.4	1642.4	1551.4
42.5°	1996.6	2015.3	2041.5	2062.7	1996.6	1960.4	1924.3	1842.0	1734.7	1717.2	1623.7
45°	1984.1	1975.4	2039.0	2041.5	2014.1	1991.6	1977.9	1924.3	1839.5	1810.8	1713.5
47.5°	1889.3	1879.4	1896.8	1976.6	1992.9	2005.3	2032.8	2020.3	1944.2	1921.8	1817.0
50°	1736.0	1731.0	1800.8	1886.8	1940.5	2004.1	2077.7	2112.6	2060.2	2046.5	1948.0
52.5°	1482.8	1469.1	1611.2	1778.4	1871.9	1991.6	2108.8	2207.4	2191.1	2171.2	2060.2
55°	1321.9	1321.9	1417.9	1626.2	1784.6	1946.7	2128.8	2307.1	2335.8	2313.4	2188.6
57.5°	1149.8	1163.5	1263.3	1406.7	1658.6	1864.4	2126.3	2390.7	2475.5	2454.3	2324.6
60°	1002.7	1013.9	1071.3	1215.9	1510.2	1755.9	2098.9	2459.3	2605.2	2597.7	2444.3
62.5°	853.0	866.7	912.9	1048.8	1314.4	1631.2	2041.5	2496.7	2727.4	2719.9	2565.3
65°	733.3	734.5	780.7	894.2	1118.6	1480.3	1940.5	2489.2	2822.2	2827.2	2667.5
67.5°	613.6	609.8	669.7	762.0	959.0	1318.2	1805.8	2423.1	2862.1	2884.5	2701.2
70°	451.4	456.4	540.0	642.3	810.6	1131.1	1617.5	2294.6	2797.2	2832.1	2623.9
72.5°	339.2	349.2	430.2	536.2	677.2	944.0	1411.7	2071.4	2616.4	2621.4	2388.2
75°	275.6	278.1	350.4	445.2	555.0	757.0	1133.6	1729.7	2212.3	2269.7	2029.0
77.5°	234.5	232.0	266.9	359.2	447.7	604.8	854.3	1315.7	1737.2	1763.4	1588.8
80°	199.5	198.3	210.8	290.6	350.4	431.5	584.9	916.6	1239.6	1268.3	1128.6
82.5°	104.8	112.2	109.7	179.6	198.3	227.0	280.6	416.5	541.2	548.7	518.8
85°	5.0	5.0	5.0	7.5	12.5	20.0	38.7	38.7	42.4	81.1	92.3
87.5°	1.2	1.2	2.5	2.5	2.5	3.7	3.7	5.0	5.0	5.0	5.0
90°	0.0	0.0	0.0	0.0	0.0	0.0	0.0	0.0	0.0	0.0	0.0



REPORT NUMBER: P867555

CATALOG NUMBER: MEM2-HTN-SA-40-740-U-T2U

CANDELA DISTRIBUTION (continued):

	90°	95°	105°	115°	125°	135°	145°	155°	165°	175°	180°
0°	1239.6	1239.6	1239.6	1239.6	1239.6	1239.6	1239.6	1239.6	1239.6	1239.6	1239.6
2.5°	1242.1	1237.1	1229.6	1230.9	1229.6	1229.6	1223.4	1218.4	1217.2	1219.7	1224.6
5°	1243.3	1235.9	1224.6	1220.9	1217.2	1214.7	1204.7	1197.2	1193.5	1196.0	1197.2
7.5°	1243.3	1232.1	1219.7	1212.2	1202.2	1194.7	1183.5	1173.5	1168.5	1169.8	1172.3
10°	1240.9	1228.4	1218.4	1203.4	1187.2	1178.5	1161.0	1148.6	1142.3	1143.6	1137.3
12.5°	1240.9	1227.1	1207.2	1193.5	1171.0	1152.3	1138.6	1124.9	1119.9	1114.9	1112.4
15°	1242.1	1224.6	1204.7	1176.0	1149.8	1129.9	1112.4	1103.7	1096.2	1093.7	1094.9
17.5°	1242.1	1224.6	1194.7	1161.0	1131.1	1106.2	1091.2	1081.2	1078.7	1076.2	1076.2
20°	1248.3	1225.9	1186.0	1146.1	1108.7	1082.5	1068.8	1062.5	1062.5	1058.8	1058.8
22.5°	1258.3	1228.4	1181.0	1133.6	1090.0	1061.3	1046.3	1038.8	1042.6	1040.1	1038.8
25°	1269.5	1237.1	1174.8	1116.1	1065.0	1035.1	1020.1	1015.1	1013.9	1007.6	1016.4
27.5°	1278.3	1243.3	1171.0	1098.7	1042.6	1007.6	988.9	980.2	974.0	976.5	974.0
30°	1302.0	1260.8	1172.3	1083.7	1017.6	975.2	952.8	942.8	940.3	940.3	940.3
32.5°	1334.4	1283.3	1181.0	1077.5	993.9	944.0	916.6	906.6	904.1	899.2	901.6
35°	1375.5	1316.9	1194.7	1067.5	975.2	907.9	878.0	864.2	860.5	855.5	855.5
37.5°	1421.7	1350.6	1204.7	1062.5	950.3	870.5	836.8	819.3	816.8	811.9	814.4
40°	1480.3	1396.7	1220.9	1052.5	921.6	836.8	791.9	763.2	769.5	771.9	776.9
42.5°	1546.4	1455.4	1245.8	1042.6	899.2	801.9	735.8	707.1	714.6	712.1	717.1
45°	1636.2	1523.9	1277.0	1038.8	871.7	759.5	678.4	646.0	643.5	639.8	642.3
47.5°	1729.7	1606.3	1307.0	1031.3	841.8	707.1	613.6	572.4	562.4	557.4	552.5
50°	1827.0	1688.6	1341.9	1026.4	801.9	648.5	548.7	501.3	482.6	476.4	470.2
52.5°	1936.7	1777.1	1371.8	1013.9	758.2	587.4	490.1	436.5	415.3	402.8	404.1
55°	2052.7	1858.2	1399.2	998.9	708.3	530.0	431.5	386.6	365.4	361.7	361.7
57.5°	2160.0	1941.7	1419.2	972.7	658.5	473.9	382.9	344.2	334.2	339.2	339.2
60°	2269.7	2009.1	1429.2	944.0	607.3	426.5	349.2	318.0	313.0	323.0	324.2
62.5°	2358.2	2062.7	1426.7	904.1	551.2	385.4	316.8	291.8	294.3	311.8	315.5
65°	2421.8	2088.9	1395.5	844.3	497.6	349.2	288.1	264.4	264.4	276.9	280.6
67.5°	2416.9	2055.2	1333.1	760.7	440.2	313.0	261.9	243.2	243.2	251.9	250.7
70°	2314.6	1939.2	1214.7	659.7	384.1	281.8	239.4	225.7	224.5	228.2	227.0
72.5°	2068.9	1703.5	1030.1	545.0	331.7	250.7	217.0	204.5	202.0	197.0	193.3
75°	1707.3	1399.2	804.4	434.0	280.6	220.7	195.8	184.6	174.6	180.8	177.1
77.5°	1324.4	1073.7	598.6	336.7	228.2	192.1	174.6	162.1	159.6	182.1	174.6
80°	966.5	742.0	422.8	240.7	177.1	155.9	145.9	135.9	172.1	230.7	229.5
82.5°	429.0	357.9	193.3	114.7	82.3	68.6	57.4	64.8	108.5	106.0	109.7
85°	38.7	39.9	21.2	13.7	8.7	7.5	5.0	5.0	3.7	3.7	3.7
87.5°	5.0	5.0	3.7	3.7	2.5	2.5	2.5	2.5	1.2	1.2	1.2
90°	0.0	0.0	0.0	0.0	0.0	0.0	0.0	0.0	0.0	0.0	0.0

LM-79-2019: Approved Method: Electrical and Photometric Measurements of Solid-
State Lighting Products

Report Prepared for

Cooper Lighting Solutions

Streetworks

Report Number: SP1-2407-157-5

Test Date: 08/07/2024

Luminaire Tested: MEM2-HTN-SA-40-740-U-5WQ-2

Data in this report applies to families of products including MEM2-HTN-SA-40-740-U-5WQ-2

Test Information

Test Method: LM-79-2019
 Report Number: SP1-2407-157-5
 Test Lab: COOPER LIGHTING SOLUTIONS
 Photometer: SP1 - 76IN SPHERE
 Measurement Geometry: 4π
 Issue Date: 08/20/2024
 Manufacturer: COOPER LIGHTING SOLUTIONS
 Product Line: Streetworks
 Catalog Number: **MEM2-HTN-SA-40-740-U-5WQ-2**
 Description: Epic Modern Light Square 40W 5WQ Optic and Flare Trim

Spectral Parameters

CCT (K): 3915
 CIE u': 0.2262
 CIE v': 0.5044
 Duv: 0.0010
 CIE x: 0.3850
 CIE y: 0.3816
 CIE z: 0.2334
 Peak Wavelength (nm): 449
 Dominant Wavelength (nm): 578
 Purity: 30.05482
 Rf: 73.2
 Rg: 93.9

CRI (Ra):	71.0		
R1:	67.6	R9:	-38.4
R2:	78.3	R10:	48.9
R3:	87.1	R11:	65.3
R4:	69.7	R12:	40.4
R5:	67.4	R13:	69.3
R6:	69.3	R14:	92.6
R7:	79.7	R15:	59.9
R8:	48.7		



Test Conditions

Stabilization Time: 21M
 Operation Time: 1H 21M
 Sphere Temperature (°C): 24.2

REPORT NUMBER: SP1-2407-157-5

Measurement and Test Equipment			
Instrument	Identification Number	Calibration Date	Calibration Due Date
Photometer	IN0058	6/18/2024	12/18/2024
Power Meter	INXT2011004	2/8/2024	2/8/2025
AC Power Source	IN0063	10/24/2023	10/24/2024
DC Power Source	IN0208	10/24/2023	10/24/2024
Sphere Thermometer	IN0085	10/24/2023	10/24/2024
Room Thermometer	IN0046	10/24/2023	10/24/2024

REPORT NUMBER: SP1-2407-157-5

CIE 1931 Chromaticity Diagram



CIE 1931 Chromaticity Diagram with 2017 ANSI 7-Step and 4-Step Quadrangles



Point lies inside the ANSI 4000K 4-step quadrangle

REPORT NUMBER: SP1-2407-157-5

Photopic Flux vs. Wavelength



Photopic Lumens: NR

λ (nm)	Power W [^] /nm	Lumens (φ/nm)	λ (nm)	Power W [^] /nm	Lumens (φ/nm)	λ (nm)	Power W [^] /nm	Lumens (φ/nm)	λ (nm)	Power W [^] /nm	Lumens (φ/nm)	λ (nm)	Power W [^] /nm	Lumens (φ/nm)
360	0	NR	490	112	NR	620	618	NR	750	15	NR	880	0	NR
365	0	NR	495	153	NR	625	563	NR	755	13	NR	885	0	NR
370	0	NR	500	216	NR	630	510	NR	760	11	NR	890	0	NR
375	0	NR	505	291	NR	635	456	NR	765	9	NR	895	0	NR
380	0	NR	510	366	NR	640	407	NR	770	8	NR	900	0	NR
385	0	NR	515	436	NR	645	359	NR	775	7	NR	905	0	NR
390	0	NR	520	492	NR	650	316	NR	780	6	NR	910	0	NR
395	2	NR	525	536	NR	655	277	NR	785	5	NR	915	0	NR
400	4	NR	530	567	NR	660	240	NR	790	4	NR	920	0	NR
405	7	NR	535	596	NR	665	208	NR	795	4	NR	925	0	NR
410	12	NR	540	619	NR	670	179	NR	800	3	NR	930	0	NR
415	25	NR	545	644	NR	675	154	NR	805	3	NR	935	0	NR
420	51	NR	550	671	NR	680	133	NR	810	3	NR	940	0	NR
425	100	NR	555	701	NR	685	114	NR	815	2	NR	945	0	NR
430	180	NR	560	735	NR	690	98	NR	820	2	NR	950	0	NR
435	315	NR	565	768	NR	695	83	NR	825	2	NR	955	0	NR
440	514	NR	570	798	NR	700	71	NR	830	1	NR	960	0	NR
445	828	NR	575	825	NR	705	61	NR	835	1	NR	965	0	NR
450	992	NR	580	843	NR	710	52	NR	840	1	NR	970	0	NR
455	652	NR	585	848	NR	715	44	NR	845	1	NR	975	0	NR
460	382	NR	590	844	NR	720	38	NR	850	1	NR	980	0	NR
465	282	NR	595	826	NR	725	32	NR	855	1	NR	985	0	NR
470	180	NR	600	800	NR	730	28	NR	860	1	NR	990	0	NR
475	119	NR	605	762	NR	735	24	NR	865	1	NR	995	0	NR
480	101	NR	610	719	NR	740	20	NR	870	1	NR	1000	0	NR
485	98	NR	615	669	NR	745	17	NR	875	0	NR			

REPORT NUMBER: SP1-2407-157-5

Scotopic Flux vs. Wavelength



Scotopic Lumens: NR

S/P: 1.49

λ (nm)	Power W/nm	Lumens (ϕ/nm)	λ (nm)	Power W/nm	Lumens (ϕ/nm)	λ (nm)	Power W/nm	Lumens (ϕ/nm)	λ (nm)	Power W/nm	Lumens (ϕ/nm)	λ (nm)	Power W/nm	Lumens (ϕ/nm)
360	0	NR	490	112	NR	620	618	NR	750	15	NR	880	0	NR
365	0	NR	495	153	NR	625	563	NR	755	13	NR	885	0	NR
370	0	NR	500	216	NR	630	510	NR	760	11	NR	890	0	NR
375	0	NR	505	291	NR	635	456	NR	765	9	NR	895	0	NR
380	0	NR	510	366	NR	640	407	NR	770	8	NR	900	0	NR
385	0	NR	515	436	NR	645	359	NR	775	7	NR	905	0	NR
390	0	NR	520	492	NR	650	316	NR	780	6	NR	910	0	NR
395	2	NR	525	536	NR	655	277	NR	785	5	NR	915	0	NR
400	4	NR	530	567	NR	660	240	NR	790	4	NR	920	0	NR
405	7	NR	535	596	NR	665	208	NR	795	4	NR	925	0	NR
410	12	NR	540	619	NR	670	179	NR	800	3	NR	930	0	NR
415	25	NR	545	644	NR	675	154	NR	805	3	NR	935	0	NR
420	51	NR	550	671	NR	680	133	NR	810	3	NR	940	0	NR
425	100	NR	555	701	NR	685	114	NR	815	2	NR	945	0	NR
430	180	NR	560	735	NR	690	98	NR	820	2	NR	950	0	NR
435	315	NR	565	768	NR	695	83	NR	825	2	NR	955	0	NR
440	514	NR	570	798	NR	700	71	NR	830	1	NR	960	0	NR
445	828	NR	575	825	NR	705	61	NR	835	1	NR	965	0	NR
450	992	NR	580	843	NR	710	52	NR	840	1	NR	970	0	NR
455	652	NR	585	848	NR	715	44	NR	845	1	NR	975	0	NR
460	382	NR	590	844	NR	720	38	NR	850	1	NR	980	0	NR
465	282	NR	595	826	NR	725	32	NR	855	1	NR	985	0	NR
470	180	NR	600	800	NR	730	28	NR	860	1	NR	990	0	NR
475	119	NR	605	762	NR	735	24	NR	865	1	NR	995	0	NR
480	101	NR	610	719	NR	740	20	NR	870	1	NR	1000	0	NR
485	98	NR	615	669	NR	745	17	NR	875	0	NR			

REPORT NUMBER: SP1-2407-157-5

Melanopic Flux vs. Wavelength



Melanopic Lumens: NR

M/P: 2.88

λ (nm)	Power W [^] /nm	Lumens (φ/nm)	λ (nm)	Power W [^] /nm	Lumens (φ/nm)	λ (nm)	Power W [^] /nm	Lumens (φ/nm)	λ (nm)	Power W [^] /nm	Lumens (φ/nm)	λ (nm)	Power W [^] /nm	Lumens (φ/nm)
360	0	NR	490	112	NR	620	618	NR	750	15	NR	880	0	NR
365	0	NR	495	153	NR	625	563	NR	755	13	NR	885	0	NR
370	0	NR	500	216	NR	630	510	NR	760	11	NR	890	0	NR
375	0	NR	505	291	NR	635	456	NR	765	9	NR	895	0	NR
380	0	NR	510	366	NR	640	407	NR	770	8	NR	900	0	NR
385	0	NR	515	436	NR	645	359	NR	775	7	NR	905	0	NR
390	0	NR	520	492	NR	650	316	NR	780	6	NR	910	0	NR
395	2	NR	525	536	NR	655	277	NR	785	5	NR	915	0	NR
400	4	NR	530	567	NR	660	240	NR	790	4	NR	920	0	NR
405	7	NR	535	596	NR	665	208	NR	795	4	NR	925	0	NR
410	12	NR	540	619	NR	670	179	NR	800	3	NR	930	0	NR
415	25	NR	545	644	NR	675	154	NR	805	3	NR	935	0	NR
420	51	NR	550	671	NR	680	133	NR	810	3	NR	940	0	NR
425	100	NR	555	701	NR	685	114	NR	815	2	NR	945	0	NR
430	180	NR	560	735	NR	690	98	NR	820	2	NR	950	0	NR
435	315	NR	565	768	NR	695	83	NR	825	2	NR	955	0	NR
440	514	NR	570	798	NR	700	71	NR	830	1	NR	960	0	NR
445	828	NR	575	825	NR	705	61	NR	835	1	NR	965	0	NR
450	992	NR	580	843	NR	710	52	NR	840	1	NR	970	0	NR
455	652	NR	585	848	NR	715	44	NR	845	1	NR	975	0	NR
460	382	NR	590	844	NR	720	38	NR	850	1	NR	980	0	NR
465	282	NR	595	826	NR	725	32	NR	855	1	NR	985	0	NR
470	180	NR	600	800	NR	730	28	NR	860	1	NR	990	0	NR
475	119	NR	605	762	NR	735	24	NR	865	1	NR	995	0	NR
480	101	NR	610	719	NR	740	20	NR	870	1	NR	1000	0	NR
485	98	NR	615	669	NR	745	17	NR	875	0	NR			

Summary

$R_f = 73.2$
 $R_g = 93.9$
 $CIE R_a = 71.0$
 $R_g = -38.4$



Color Vector Graphics

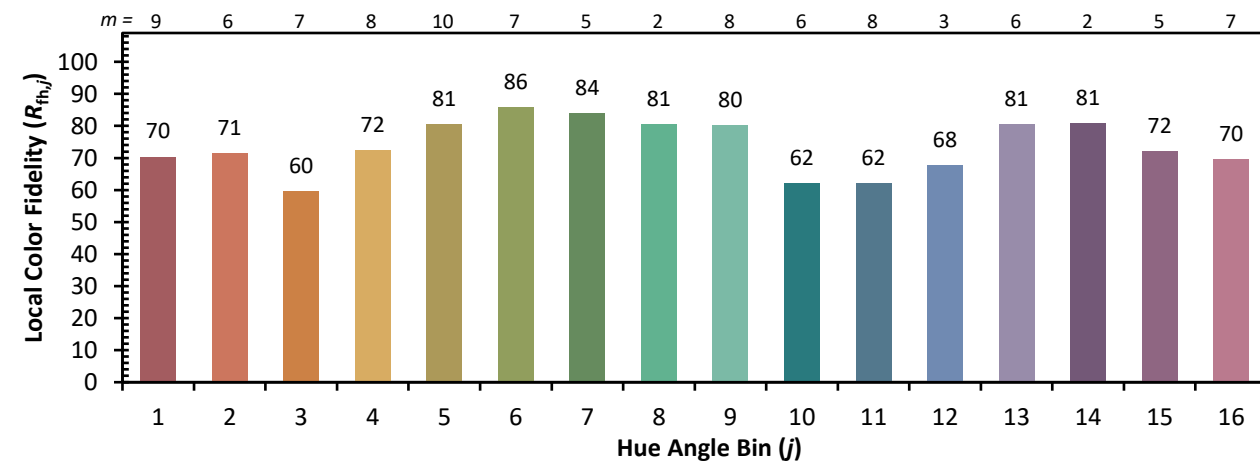


Individual Sample Fidelity Index ($R_{f,i}$)

CES01 = 85	CES26 = 61	CES51 = 88	CES76 = 50
CES02 = 61	CES27 = 88	CES52 = 87	CES77 = 69
CES03 = 30	CES28 = 81	CES53 = 77	CES78 = 53
CES04 = 70	CES29 = 65	CES54 = 84	CES79 = 81
CES05 = 47	CES30 = 81	CES55 = 83	CES80 = 78
CES06 = 50	CES31 = 69	CES56 = 73	CES81 = 77
CES07 = 40	CES32 = 60	CES57 = 72	CES82 = 91
CES08 = 39	CES33 = 76	CES58 = 73	CES83 = 89
CES09 = 29	CES34 = 70	CES59 = 85	CES84 = 86
CES10 = 74	CES35 = 83	CES60 = 89	CES85 = 77
CES11 = 57	CES36 = 91	CES61 = 81	CES86 = 71
CES12 = 63	CES37 = 79	CES62 = 85	CES87 = 76
CES13 = 42	CES38 = 92	CES63 = 72	CES88 = 80
CES14 = 74	CES39 = 96	CES64 = 64	CES89 = 70
CES15 = 71	CES40 = 91	CES65 = 61	CES90 = 79
CES16 = 46	CES41 = 93	CES66 = 57	CES91 = 74
CES17 = 49	CES42 = 80	CES67 = 54	CES92 = 57
CES18 = 56	CES43 = 76	CES68 = 63	CES93 = 74
CES19 = 72	CES44 = 99	CES69 = 73	CES94 = 51
CES20 = 65	CES45 = 85	CES70 = 55	CES95 = 65
CES21 = 86	CES46 = 82	CES71 = 48	CES96 = 76
CES22 = 78	CES47 = 86	CES72 = 83	CES97 = 84
CES23 = 92	CES48 = 77	CES73 = 45	CES98 = 75
CES24 = 91	CES49 = 80	CES74 = 93	CES99 = 62
CES25 = 72	CES50 = 88	CES75 = 51	



Color Rendition by Hue-Angle Bin



Measure Comparisons



(END OF REPORT)